

Lesson plan for the tasks below

1. Read the text together as a group
2. Each person chooses 1 sentence from the text and adds to a group picture.
Underline the sentence you choose and put your name next to it.
3. When you finish drawing your picture: **Green students** move to opposite table. **Red student** don't move
4. **Red students** describe to **Green students** your picture (don't read the text, only use the picture)

Green students listen and write at least 3 sentences about the information. (hand out worksheet 2a)
Red students check their work.
5. **Green students** return to your table and tell **Red students** the new information.
6. **Red students** draw the information. (hand out worksheet 2a)
7. By yourself write 3 sentences about your original picture.
8. Pair correction.

Describing people

- Read the description and draw the person in the box below.

I want to tell you about my neighbour. Her name is Maggie and she is 80 years old. She is really short and very thin, she doesn't stand up straight and she bends over. She walks very slowly with a walking stick. She has got short white curly hair and a little white moustache! She wears square blue glasses which always slip down her nose. She has got quite a big nose with a brown mole on the side. Her mouth is very small but it doesn't stop her talking; she speaks so much! She walks her black and brown spotted dog to the park every day. I like my neighbour.



Describing people

- Read the description and draw the person in the box below.

I must tell you about the man who owns the pub. His name is Frank; he is so overweight; I think he drinks too much beer. He is always wearing a dirty white vest, jeans and slippers. His wife left him last year and he doesn't look after himself much now. He has got a big bushy brown beard and really overgrown eyebrows. I think his eyes are pale blue. He has always got a cigarette in his mouth and his fingers are brownish yellow from smoking too much. He has got a short stubby nose with lots of hair sticking out of it. Although Frank looks horrible, he is really very kind and clever. His favourite hobby is listening to classical music.



Describing people

- Read the description and draw the person in the box below.

There is a lady I see every morning in the newsagent's who I must tell you about. She is very beautiful, with long black wavy hair. She always looks very smart in her expensive red coat. She has got a big leather bag where her dog sits. She has got big light green eyes and a long slim nose. She has perfect make-up on every day, with lots of shiny red lipstick. I thought I was falling in love with this woman. Then yesterday she smiled at me and I was so shocked. Her teeth were like a bag of chips, they were all black and yellow and broken. She had pieces of cabbage stuck on her teeth. I no longer love this woman.



Describing People - Green students

Worksheet 2

GROUP TASK - **Green students** listen and write at least 3 sentences about the information you hear from the **Red students**.

⊙ Make your sentences longer. Use *and/but*

EXAMPLE: *She is kind and friendly*

1. Write **3** or more sentences

2. Now tell the **Red students** the information.

3. By yourself write 3 sentences about your original picture. Only use the picture to help you.

3. Correct your partner's work. Check for spelling and sentence mistakes

Worksheet 2

Describing People *Red students*

GROUP TASK - *Red students* listen to the new information from the *Green students*.

EXAMPLE: *She is kind and friendly*

1. Write **5** sentences

2. Now tell the *Red students* the information.

3. By yourself write 3 sentences about your original picture. Only use the picture to help you.

3. Correct your partner's work. Check for spelling and sentence mistakes

Look at the box below and put the words from the text in the correct part of the table

She is....		Is she...?		She isn't		She has got...		She's wearing	
personality		age		body		face/hair		other	
She's unfriendly		He's in his 20s		She's fat		He's got black hair		She's wearing a black dress	

For more complete English lessons and worksheets visit papa-english.com

A B C 31 Clothes

A Write the numbers 1–18 next to the correct word(s).

For him

baseball cap belt jacket jeans

mac pendant shirt shoes

suit

sunglasses

tie

trousers

T-shirt

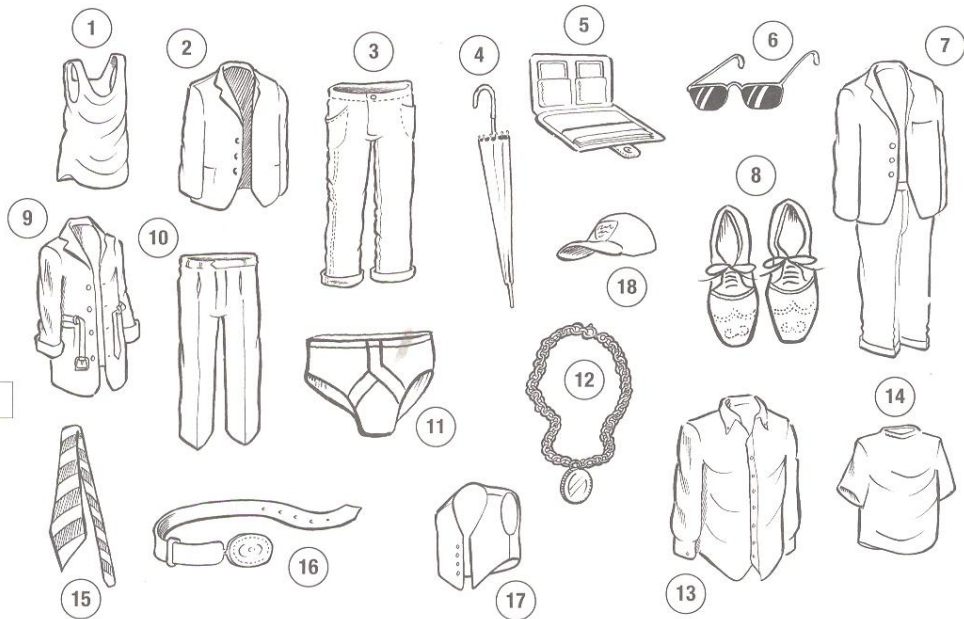
umbrella

underpants

vest

waistcoat

wallet



Write the numbers 1–17 next to the correct word(s).

For her

blouse boots bra coat

dress earrings glasses handbag

hat

jumper

knickers

necklace

purse

skirt

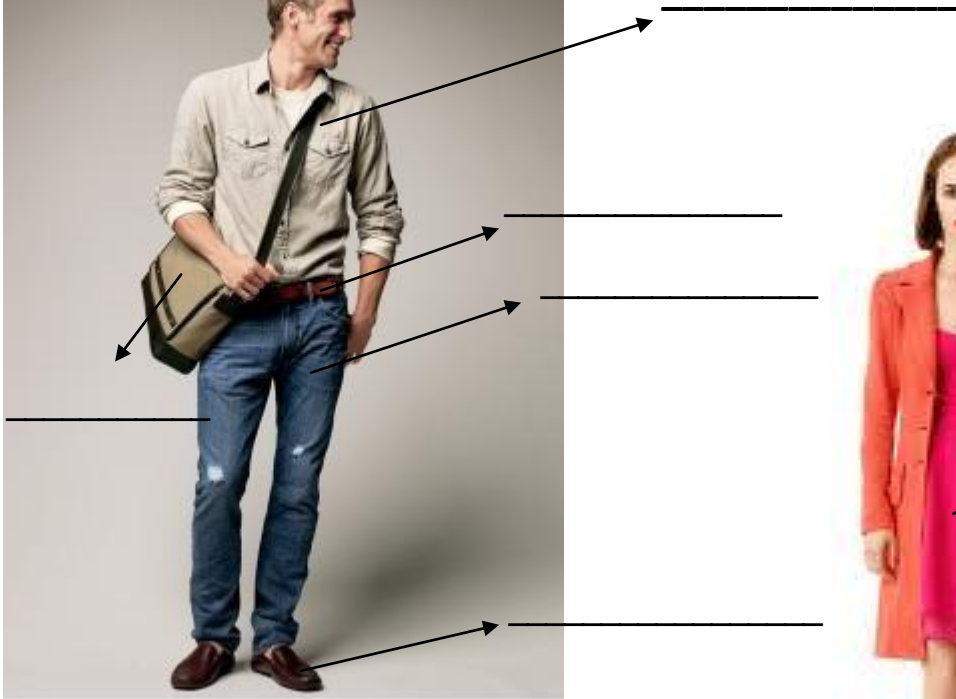
socks

tights

trainers




What are they wearing?



Describe the people above

1. Who is it?



1.....

2.....

3.....

4.....



5.....

6.....

7.....

8.....

....

in her 40s	toddler	old or elderly woman	in his 30s
baby	child	teenager	old or elderly man

2. What does he look like? What does she look like?



9.....

10.....

11.....

12.....

13.....

fat	thin	short	tall	medium build
-----	------	-------	------	--------------



He's

He's got a

He's _____ a

She's _____

She's wearing

14.....

15.....

16.....

17

.....

She's got
a
18.....



She's got

She's got

He's got


19..... hair.

20.....

21

beard	moustache	braids	short, curly	medium length
bald	long, straight	glasses	fringe	

3. What is he wearing? What is she wearing?



She's wearing

She's wearing

She's wearing

He's wearing

She's wearing

22.....

23.....

24.....

25.....

26.....

a uniform	casual clothes	a sari	a hijab	smart clothes
-----------	----------------	--------	---------	---------------

No Clues

1. Who is it?



1.....



2.....



3.....



4.....



5.....



6.....



7.....



8.....

2. What does he look like? What does she look like?



9.....



10.....



11.....



12..... 13.....



He's

He's got a

He's _____ a

She's _____

She's _____

14.....


15.....

16.....

17

.....

She's got
a
18.....



She's _____

She's _____


He's _____

19..... hair.

20.....

21

3. What is he wearing? What is she wearing?



She's wearing

She's wearing

She's wearing

He's wearing

She's wearing

22.....

23.....

24.....

25.....

26.....